

SM220B THRU SM2100B



2.0 AMP SURFACE MOUNT SCHOTTKY BARRIER RECTIFIERS



FEATURES

- * Ideal for surface mount applications
- * Easy pick and place
- * Built-in strain relief
- * Low forward voltage drop

MECHANICAL DATA

- * Case: Molded plastic
- * Epoxy: UL 94V-0 rate flame retardant
- * Metallurgically bonded construction
- * Polarity: Color band denotes cathode end
- * Mounting position: Any

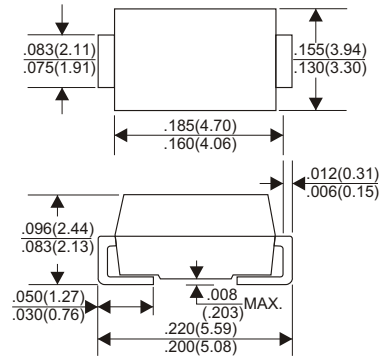
VOLTAGE RANGE

20 to 100 Volts

CURRENT

2.0 Amperes

DO-214AA(SMB)



Dimensions in inches and (millimeters)

MAXIMUM RATINGS AND ELECTRICAL CHARACTERISTICS

Rating 25°C ambient temperature unless otherwise specified.
Single phase half wave, 60Hz, resistive or inductive load.
For capacitive load, derate current by 20%.

TYPE NUMBER	SM220B	SM230B	SM240B	SM250B	SM260B	SM280B	SM2100B	UNITS
Maximum Recurrent Peak Reverse Voltage	20	30	40	50	60	80	100	V
Maximum RMS Voltage	14	21	28	35	42	56	70	V
Maximum DC Blocking Voltage	20	30	40	50	60	80	100	V
Maximum Average Forward Rectified Current at $T_L=100^\circ\text{C}$	2.0							A
Peak Forward Surge Current, 8.3 ms single half sine-wave superimposed on rated load (JEDEC method)	50							A
Maximum Instantaneous Forward Voltage at 2.0A	0.55		0.70		0.85			V
Maximum DC Reverse Current at Rated DC Blocking Voltage	$T_a=25^\circ\text{C}$			0.5				mA
	$T_a=100^\circ\text{C}$			20				mA
Typical Junction Capacitance (Note1)				170				pF
Typical Thermal Resistance $R_{\theta JL}$ (Note 2)				15				$^\circ\text{C/W}$
Operating Temperature Range T_j				-65 — +150				$^\circ\text{C}$
Storage Temperature Range T_{stg}				-65 — +150				$^\circ\text{C}$

NOTES:

1. Measured at 1MHz and applied reverse voltage of 4.0V D.C.
2. Thermal Resistance Junction to Lead.

RATING AND CHARACTERISTIC CURVES (SM220B THRU SM2100B)

FIG.1-TYPICAL FORWARD CURRENT DERATING CURVE

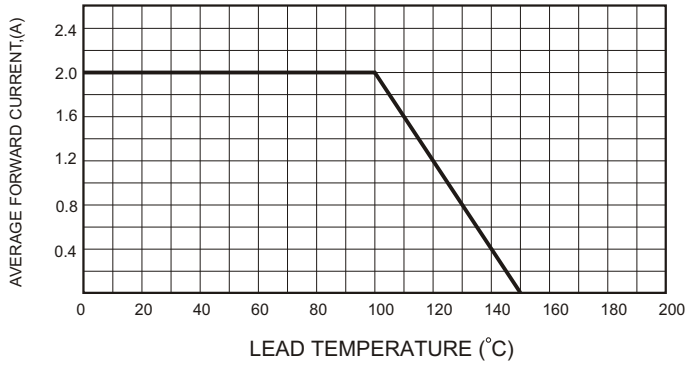


FIG.2-TYPICAL FORWARD CHARACTERISTICS

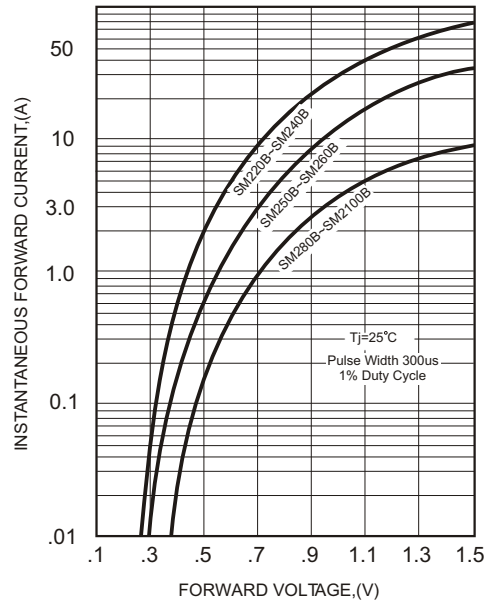


FIG.3-MAXIMUM NON-REPETITIVE FORWARD SURGE CURRENT

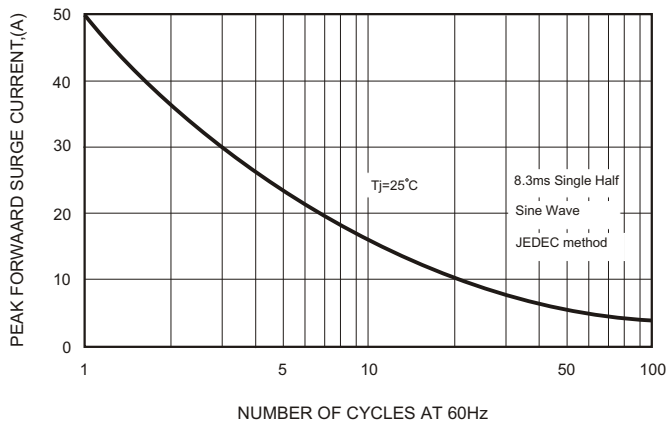


FIG.5 - TYPICAL REVERSE CHARACTERISTICS

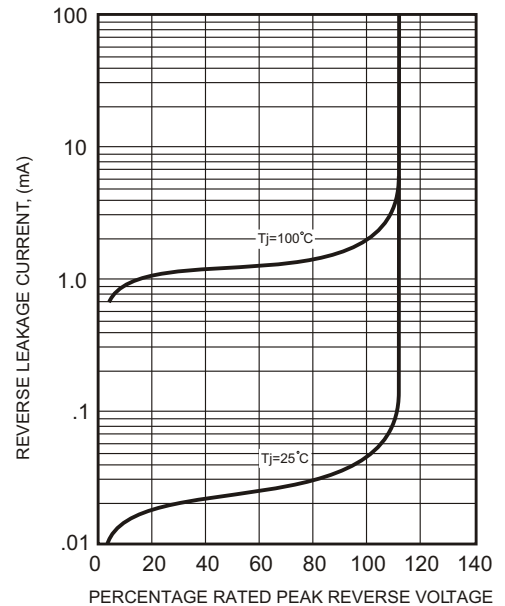


FIG.4-TYPICAL JUNCTION CAPACITANCE

